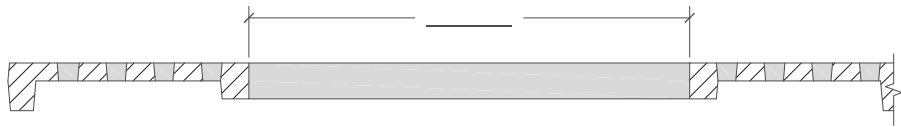
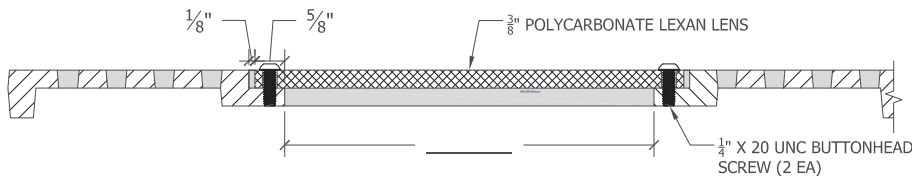


LIGHTPORT TYPE



Clear Opening

Simple clear round opening. Supports under mount and slide in mount light fixtures. Please coordinate with as built dimensions of light fixture and **specify clear diameter dimension** ‡ requested above.



Lexan Cover

Standard Urban Accessories lexan cover configuration. All parts shown to be supplied by Urban Accessories. Please **specify clear diameter dimension** ‡ requested above.

Supports all light fixtures. Simply place fixture under tree grate and aim lamp through lexan lens.

Unless specified in purchase proposal, this configuration will add **\$45** per lightport to cost of order and will be added upon receipt of worksheet.

ALTERNATE: 9" diameter metal lightport covers are also available with this configuration. Covers come in three standard styles. Your sales person can provide you with a separate specification sheet showing the available cover options. Add cost is **\$95** per lightport.



Custom Configuration

100% custom configuration - all dimensions supplied by customer. This configuration may be necessary for some slide in mount fixtures. Please coordinate with as built dimensions of fixture and **specify diameter of upper opening, diameter of lower opening, and reveal depth** ‡, as requested above.

‡ Please allow for manufacturing tolerance of +/- 1/8" for diameter measurements, and +/- 1/16" for reveal depth measurement.

LIGHTPORT LOCATION

Please make final location specifications by redlining appropriate tree grate specification sheet. The following is for information purposes only. If you were not provided with a specification sheet for your tree grate with this worksheet, please contact Urban Accessories at sales@urbanaccessories.com

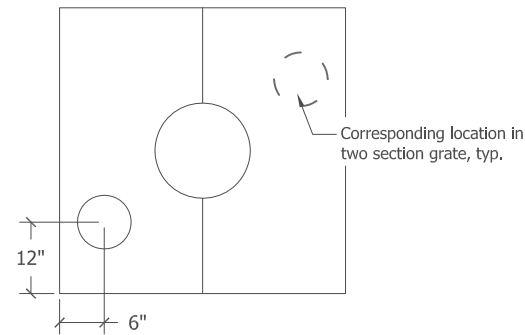


Fig. 1 - Two Section Square Grate Typ.

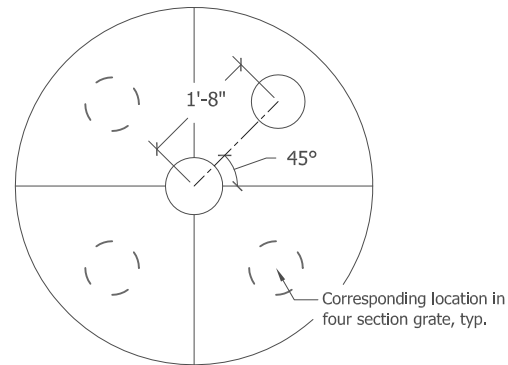


Fig. 2 - Four Section Round Grate Typ.

- For two section grate sets, we can provide up to 2 ea lightports with one setup fee. **Please redline tree grate spec. sheet showing ALL lightports required.** See Fig. 1.
- For four section grate sets, we can provide up to 4 ea lightports with one setup fee. **Please redline tree grate spec. sheet showing ALL lightports required.** See Fig. 2.
- Please make callout for lightport location in square grates by providing dimensions from two edges to center of lightport. See Fig. 1.
- Please make callout for lightport location in round grates by providing the distance from center of tree grate to center of lightport, and an angle measurement to center of lightport. See Fig. 2
- Additional charges will apply for lightports located on seam between grate sections.
- Lightports may also be located within a tree grate by making specific reference to elements of the tree grate's design. Please review such callouts carefully to be sure you have provided **unambiguous** location information.

Worksheet

Lightport Information

Page 1 of 1 Date: 10/4/12



465 E. FIFTEENTH ST. sales@urbanaccessories.com
TACOMA, WA 98421 www.urbanaccessories.com
(877) 487-0488