

This print is the property of Urban Accessories, Inc. and is loaned to the recipient subject to be returned on demand. All contents herein are confidential and must not be copied or submitted to outside parties for examination without the express written consent of Urban Accessories, Inc.

If you received these documents in mistake please contact sales@urbanaccessories.com.

|                         |                            |
|-------------------------|----------------------------|
| <b>Project Name</b>     | Blank                      |
| <b>Specified By</b>     | Blank                      |
| <b>Sales Contact</b>    | sales@urbanaccessories.com |
| <b>Project Location</b> | Tacoma, WA                 |
| <b>Page #</b>           | 1 of 1                     |

Additional Notes

**CREASE BIKE POST**

Surface Mount - 31"

**STANDARD SPECIFICATIONS**

- Cast material will be 100% aluminum, ASTM B26 (unless specified otherwise; see below).
- Finish will be powder coat (unless specified otherwise; see below).
- All visible welds to be ground smooth on outside edges.
- Castings will be squared and flat, free of burs, slag, air pockets, blow holes, flashing, and grinding or welding on exposed surfaces. Excessive warping or shrinkage is not acceptable.
- For cases of "or equal" consideration, our finished, full size product should be compared to the alternative product for general quality, surface finish, precise pattern or fabrication work, metal characteristics, and overall design aesthetics.
- Dimensions are nominal.

**OPTIONS**

- Materials (Frame):**
- Cast Aluminum, ASTM B26
  - Other: \_\_\_\_\_
- Finishes:**
- Polyester Powder Coat (standard)
  - Raw
  - Liquid coat (Specify color)
  - Other: \_\_\_\_\_ (With approval from UA)

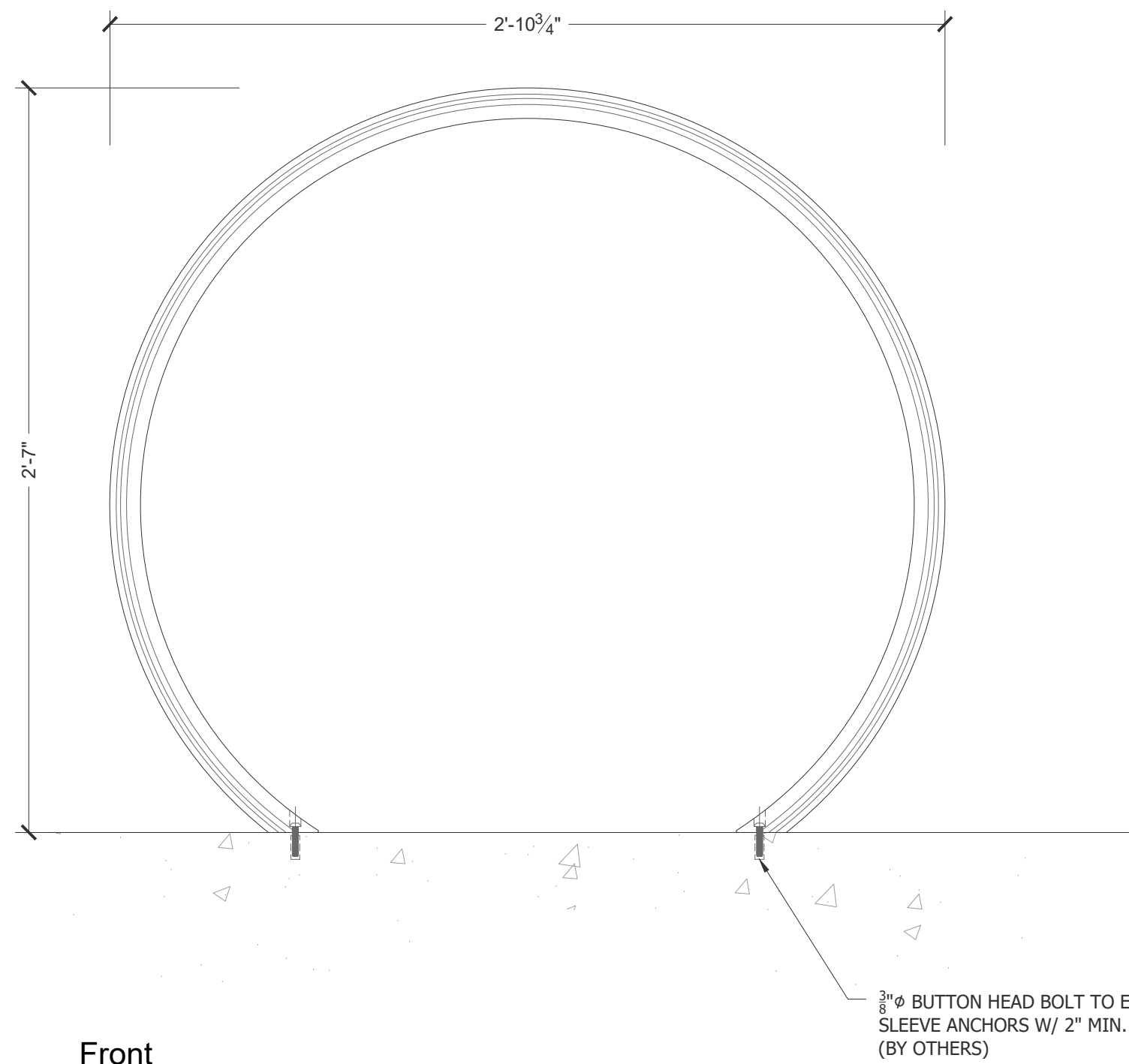
**ADDITIONAL NOTES**

- Cast in one piece.
- Weighs 28lbs in aluminum.

©.2021 Urban Accessories. All Rights Reserved

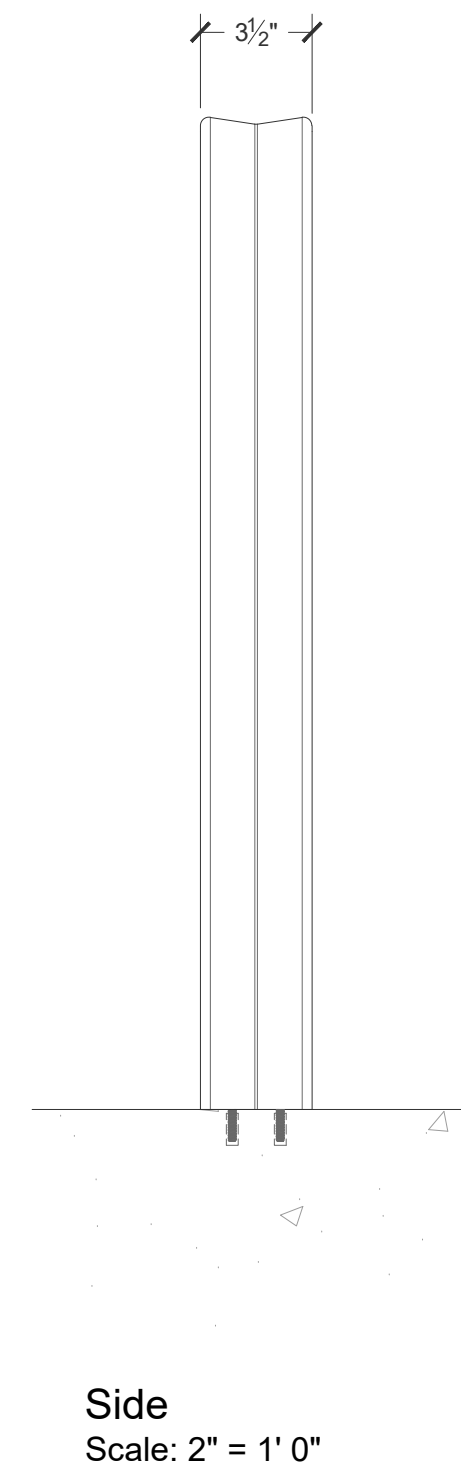
**DRAWING INFO**

|                   |           |
|-------------------|-----------|
| <b>Drawn By</b>   | NR        |
| <b>Date Drawn</b> | 3.19.2020 |

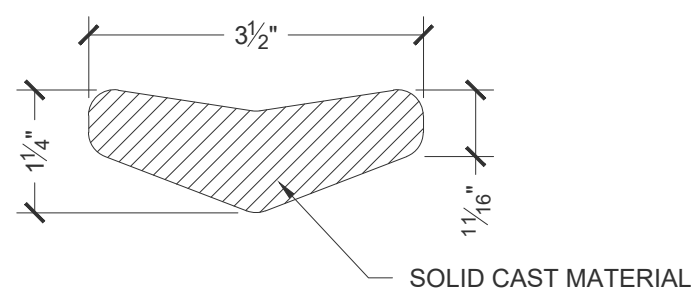


**Front**  
Scale: 2" = 1' 0"

3/8"  $\phi$  BUTTON HEAD BOLT TO EMBEDDED SLEEVE ANCHORS W/ 2" MIN. EMBEDMENT (BY OTHERS)



**Side**  
Scale: 2" = 1' 0"



**Cross Section**  
Scale: 6" = 1' 0"

SOLID CAST MATERIAL