

This print is the property of Urban Accessories, Inc. and is loaned to the recipient subject to be returned on demand. All contents herein are confidential and must not be copied or submitted to outside parties for examination without the express written consent of Urban Accessories, Inc.

If you received these documents in mistake please contact sales@urbanaccessories.com.

Project Name	XX
Specified By	XX
Sales Contact	XX
Project Location	XX
Page #	1 of 1

additional notes

FLOW TRENCH GRATE

6" x 48"

STANDARD SPECIFICATIONS

- Material will be high quality 100% gray iron, ASTM A48 class 35b or better, hardness 170-223 brinell (unless specified otherwise; see below).
- Finish will be natural patina of raw material (unless specified otherwise; see below).
- Frame is load rated for pedestrian traffic only (unless specified otherwise; see below).
- **Dimensions are nominal.**

OPTIONS

- Materials:**
- Gray Iron, ASTM A48
 - Ductile iron, (All load ratings higher than pedestrian) ASTM A536 class 65-45-12
 - Aluminium, ASTM B26
 - Nickel Bronze, ASTM B584
 - Bronze, ASTM B584

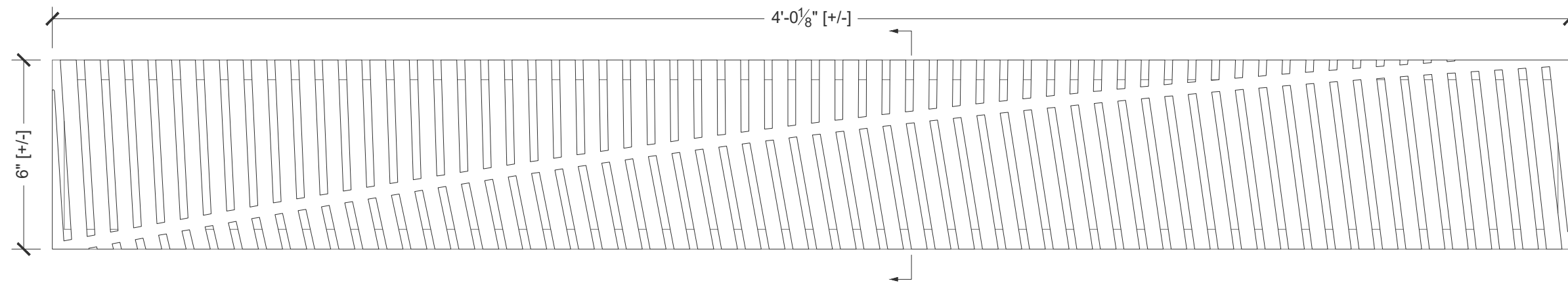
- Finishes:**
- Raw (standard)
 - Rust Conditioner
 - Polyester powdercoat (Specify color)
 - Liquid coat (Specify color)
 - Brush
 - Polish
 - Galvanized
 - Other: _____ (With approval from UA)

ADDITIONAL NOTES

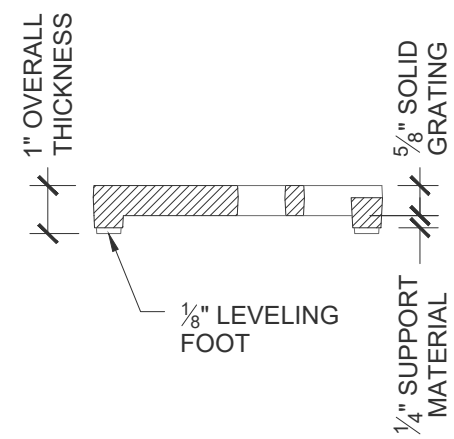
- Grate is 1" thick at edge.
- No opening greater than 1/4", in conformance with ADA Accessibility Guidelines.
- By default the last grate in a trench run will be sheared to meet run length specified at time of order. Alternatively, the trench run length may be adjusted to nearest whole grate (tolerances in grate size will compound across the overall run). Please provide instructions in the comments section below.

DRAWING INFO

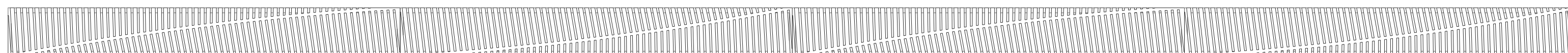
Drawn By	NR
Date Drawn	3.19.2020



Plan
Scale: 3" = 1' 0"



Cross Section
Scale: 3" = 1' 0"



Installed Pattern Plan
Scale: 1" = 1' 0"