



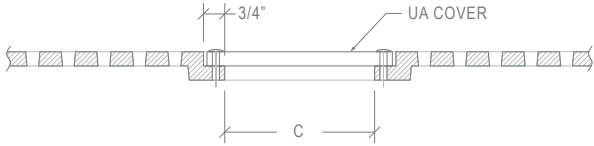
LIGHTPORT TYPES

Clear Opening



A simple clear round opening that supports undermount and slide in mount light fixtures. Please coordinate as-built dimensions of light fixture and specify required clear opening dimension.

Lexan or Metal Cover

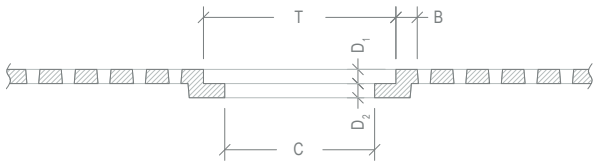


Urban Accessories has custom polycarbonate or cast metal covers that are compatible with all fixtures.

The polycarbonate covers will be sized to fit around your specified clear opening size and will be approximately 1.5" larger than the diameter of the opening.

Cast metal covers are a standard 9" and the clear opening can be sized to work with the existing cover styles.

Custom Assembly

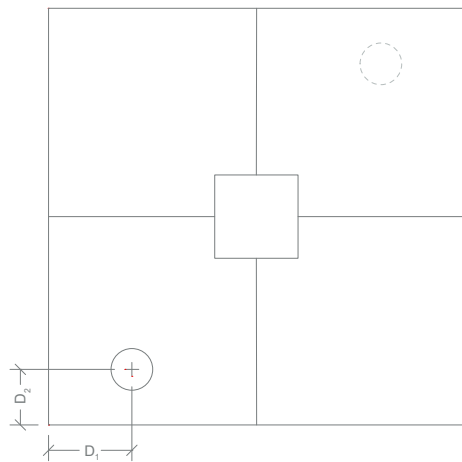


If a different configuration is required from the options above we also offer fully custom lightport opening options. Please provide all required dimensions shown in the diagram.

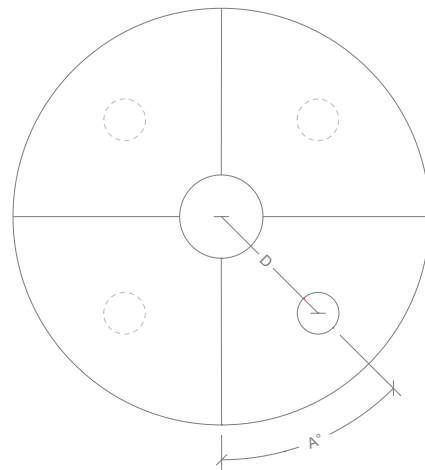
*Please allow for 1/8" [+/-] of tolerance in diameter and 1/16" [+/-] for depth measurements

LIGHTPORT LOCATIONS

Square Grate Example



Round Grate Example



- For square and rectangular grates, dimensions from edge of grate to center of lightport opening are required.

- For circular grates, dimension from center of grate or grate edge to center of lightport and the angle from the center point of the lightport from a seam of the grate.

- Additional charges may apply to lightports located on seams or in asymmetrical locations on grate.

- Lightports may also be located in specific elements of tree grates, such as in the center of a ring on an OT-T24. Please provide specific notes on existing drawings to location desired.

Do **NOT** markup this worksheet, it is meant for informational purposes only.
Redline generic submittal drawings with the specific locations and other required information outlined above.