



465 E 15th Street, Tacoma, WA 98421  
1.877.487.0488 | 1.253.572.1112

This print is the property of Urban Accessories, Inc. and is loaned to the recipient subject to be returned on demand. All contents herein are confidential and must not be copied or submitted to outside parties for examination without the express written consent of Urban Accessories, Inc.

If you received these documents in mistake please contact sales@urbanaccessories.com.

<b>Project Name</b>	Blank
<b>Specified By</b>	Blank
<b>Sales Contact</b>	sales@urbanaccessories.com
<b>Project Location</b>	Tacoma, WA
<b>Page #</b>	1 of 1

Additional Notes

**PAVER SUSPENSION SYSTEM**

Available in multiple sizes

**STANDARD SPECIFICATIONS**

- Frame material will be high quality mild carbon steel, ASTM A36 (unless specified otherwise; see below).
- Finish will be natural patina of raw steel (unless specified otherwise; see below).
- Typical 1/8" horizontal gap between grate and frame. All visible edges to be ground smooth on outside edges. Frames will be true to square or diameter. Top of grate flush with grade of surrounding topping material (paver, concrete slab, etc.).
- For cases of "or equal" consideration, our finished, full size product should be compared to the alternative product for general quality, surface finish, precise pattern or fabrication work, metal characteristics, and overall design aesthetics.
- Dimensions are nominal.

**ADDITIONAL NOTES**

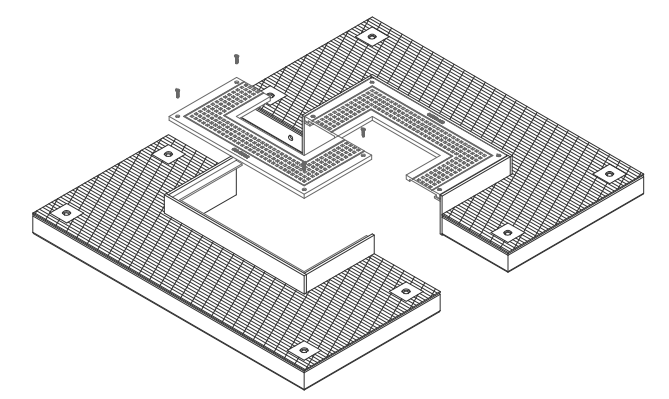
- Fabricated in two (2) pieces, no connection between pieces
- Lift points should only be used for install and moving frame without pavers installed.
- When galvanized, frames will have additional holes added as part of the galvanizing process.

**DRAWING INFO**

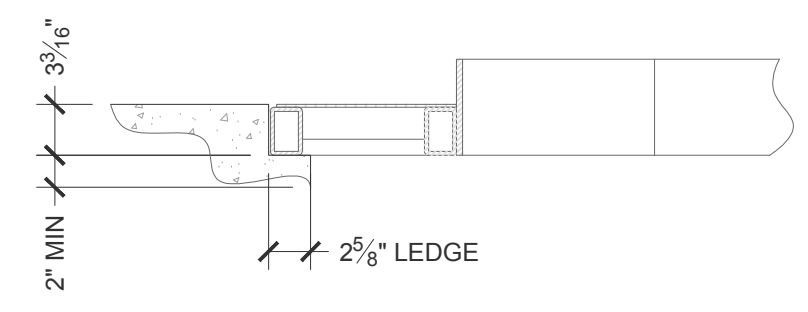
<b>Drawn By</b>	NR
<b>Date Drawn</b>	6.11.2024

**SPECS - PAVER SUSPENSION SYSTEM**

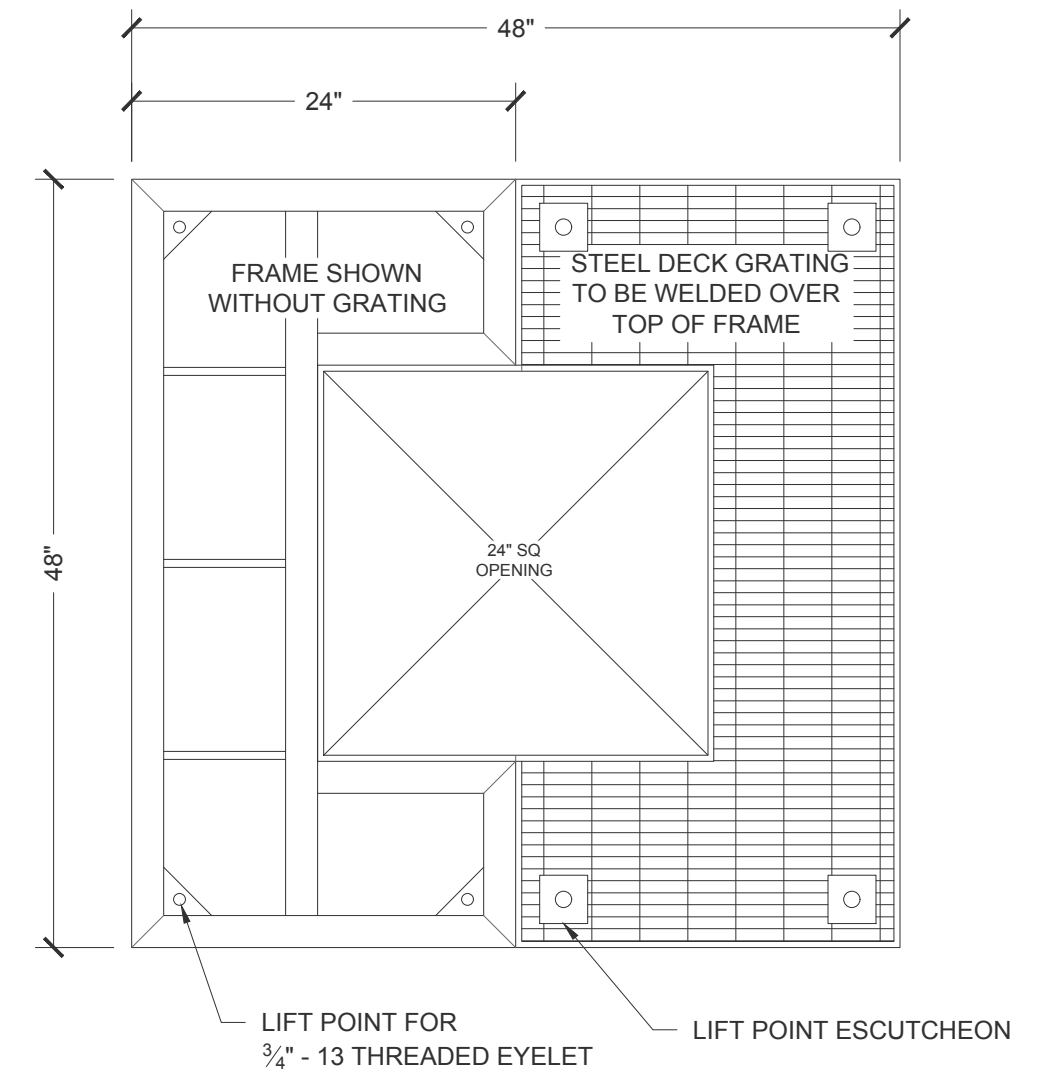
- The paver suspension system is for semi-permanent installs of pavers when pavers are desired close to a tree and tree access is required after install
- Urban Accessories' paver suspension systems provide excellent drainage and airflow into the tree pit keeping trees healthy
- With pre-installed lift points, our paver suspension systems can be installed and moved easily with machinery already on site
- Paver suspension systems are flexible and can be customized to suit any site condition. Trim rings, custom opening sizes, expanded overall heights, and expanded outside dimension choices are available. Reach out to your local sales representative for more information.



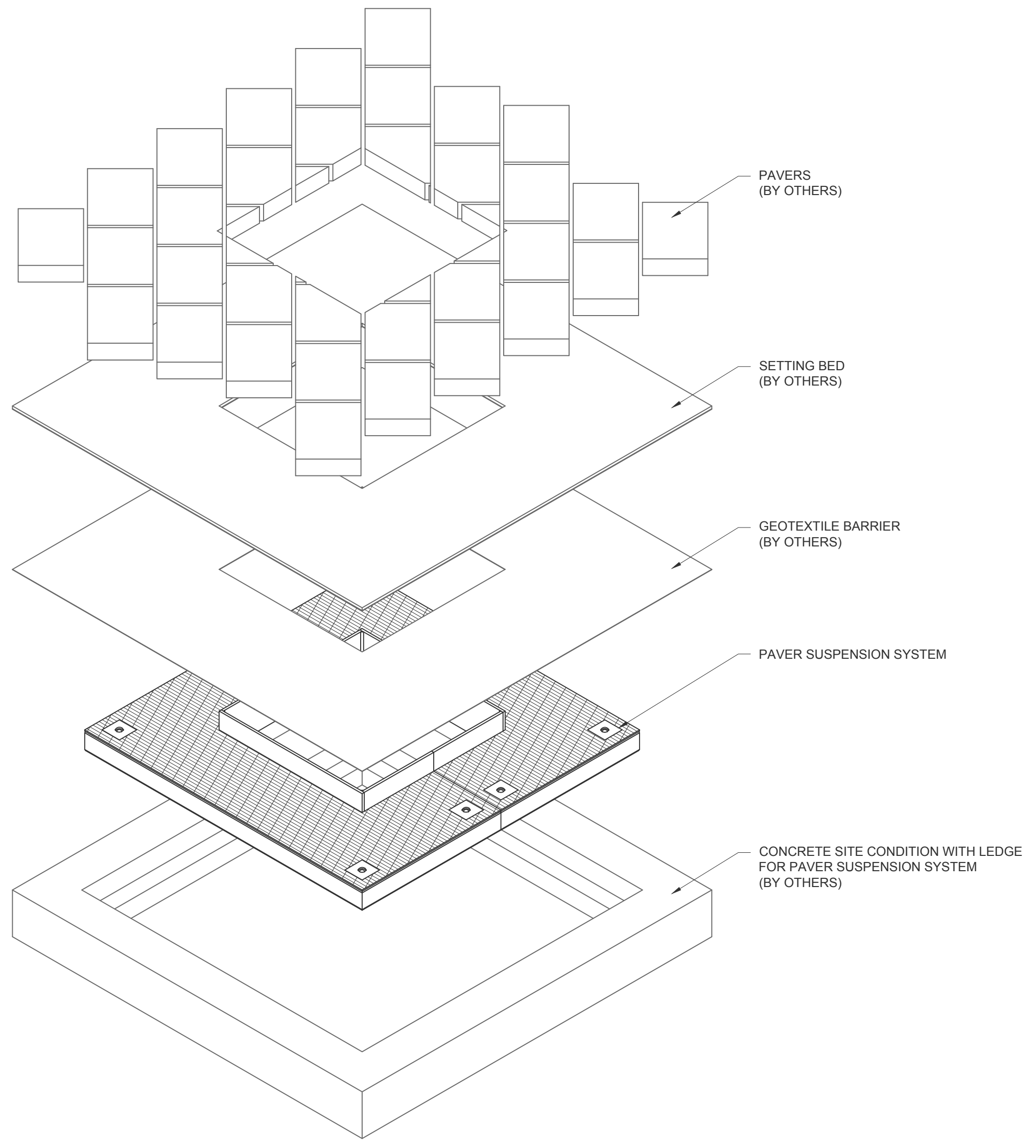
Exploded Isometric - With Optional Trim Grate  
Scale: 1/2" = 1' 0"



Suggested Install Section Detail  
Scale: 1" = 1' 0"



Example Top View - 48" Square (2pc)  
Scale: 1" = 1' 0"



Exploded Isometric - Typical Install  
Scale: 1" = 1' 0"